



PGIM
India Mutual Fund

**Opportunity To Invest
And Own A Team
Of Global Champions!**

**PGIM INDIA
GLOBAL EQUITY
OPPORTUNITIES FUND**

An open ended equity fund of fund scheme investing in PGIM Jennison Global Equity Opportunities Fund

#PGIMIndiaGlobalEquity

Some of the holdings of the underlying fund, PGIM Jennison Global Equity Opportunities Fund, as on 30th June, 2022.

Imagine a team where you get to select the best players in the world to play for you. Here's your chance to own a team of global champions! PGIM India Global Equity Opportunities Fund offers you an opportunity to invest in global champions like Amazon.com, Tesla, Apple, Adyen, Louis Vuitton, Microsoft, L'Oréal and Ferrari among others. In addition, you get benefits of diversification with exposure to companies listed on stock markets outside India.

PGIM India Global Equity Opportunities Fund through the underlying fund invests in companies around the world without restrictions of countries and sectors. It seeks to build a flexible global portfolio with opportunistic approach and unconstrained global growth investing. Since the Indian market has a very low correlation with some of the overseas markets, having global exposure ensures healthy diversification. **Invest today and be a proud owner of this champion team.**

Connect with us on:



www.pgimindiamf.com



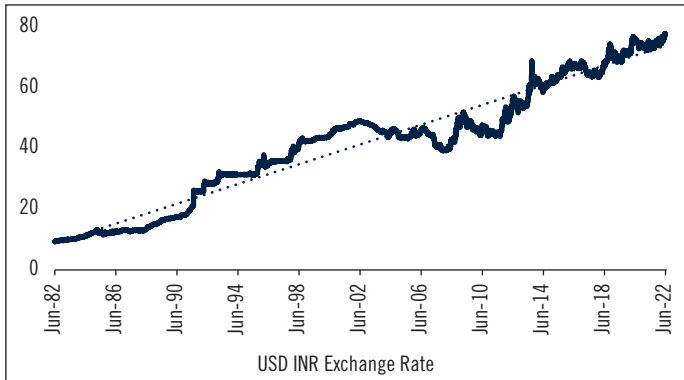
1800 2667 446

Reasons to own an international fund



Gives exposure to US Dollar as an asset class

US dollar has appreciated over 7x in 40 years at the rate of 5.42%. Investors who invested in dollar denominated fund made 72.43% absolute returns (11.51% CAGR) in the last 5 years. Investors who invested by converting Indian rupee into USD made 110.69% absolute returns (16.07% CAGR) during the same period. Higher returns came from US dollar appreciation against the Indian Rupee.



Source: Bloomberg. The above chart is for understanding purpose only. Returns are CAGR. Past performance may or may not be sustained in the future.



Benefit from Global Diversification

Different markets do well at different points of time. Exposure to various geographies ensures that portfolio does not depend on fortunes of single market. For e.g. in a year like 2013, while India was up by 7%, most other large markets outperformed India in the same period.

| Year | India NIFTY 50 | USA S&P 500 INDEX | UK FTSE 100 INDEX | Europe MSCI EMU | Japan NIKKEI 225 | China SANGHAI SE COMPOSITE |
|------|----------------|-------------------|-------------------|-----------------|------------------|----------------------------|
| 2021 | 24% | 27% | 13% | 20% | 5% | 8% |
| 2020 | 15% | 16% | -13% | -3% | 16% | 21% |
| 2019 | 12% | 29% | 12% | 22% | 18% | 20% |
| 2018 | 3% | -6% | -12% | -15% | -12% | -28% |
| 2017 | 29% | 19% | 8% | 10% | 19% | 15% |
| 2016 | 3% | 10% | 14% | 2% | 0% | -18% |
| 2015 | -4% | -1% | -5% | 8% | 9% | 5% |
| 2014 | 31% | 11% | -3% | 2% | 7% | 49% |
| 2013 | 7% | 30% | 14% | 20% | 57% | -4% |
| 2012 | 28% | 13% | 6% | 15% | 23% | 4% |
| 2011 | -25% | 0% | -6% | -17% | -17% | -18% |
| 2010 | 18% | 13% | 9% | 0% | -3% | -11% |

Source: Bloomberg. Above are Calendar Year Returns. Past performance may or may not be sustained in the future.



Get exposure to unique sectors and themes across the world



Luxury Products



Mobile Payments



Video Streaming



Gaming



E Commerce



Business with Global Appeal

Why invest in PGIM India Global Equity Opportunities Fund?



This fund invests in new age businesses which Indians are unable to get access to since our bellwether index consists of mostly financials and old age businesses.



Rising foreign currency expenses such as foreign education and travel can be hedged.

Given the reasons discussed above, it makes good sense to have tactical allocation to global markets. Presenting PGIM India Global Equity Opportunities Fund which aims to invest 95% - 100% in global markets.

Presenting PGIM India Global Equity Opportunities Fund

(An open ended equity fund of fund scheme investing in PGIM Jennison Global Equity Opportunities Fund)

The fund takes an opportunistic, global approach to growth investing in the underlying fund, by searching for companies believed to be new market leaders with sustainable competitive advantages and strong financial characteristics.



Advantages of investing in PGIM India Global Equity Opportunities Fund



Growth around the World

- ◆ Aims to invest in companies with accelerating growth rates.
- ◆ Exposure in the U.S. & beyond to include global opportunities, & diversification.



Companies Not Countries

- ◆ Flexibility to identify opportunities wherever they arise irrespective of regions or sectors
- ◆ Opportunity to invest in Amazon.com, Apple, Microsoft, L'Oréal, and the likes.

Features of PGIM India Global Equity Opportunities Fund

Underlying Fund:

PGIM Jennison Global Equity Opportunities Fund

Investment Objective:

The primary investment object of this scheme is to generate long-term capital growth from a diversified portfolio of units of overseas mutual funds. However, there can be no assurance that the investment objective of the Scheme will be achieved. The Scheme does not guarantee/indicate any returns.

Investments Strategy:

The Scheme will be predominantly invest in the units of PGIM Jennison Global Equity Opportunities Fund (the Underlying Fund), and or similar mutual funds, having an investment objective, strategy & risk profile similar to the stated underlying fund.

Benchmark: MSCI All Country World Index.

Fund Manager: Mr. Rahul Jagwani (w.e.f. May 12, 2022)

Minimum Investment: ₹ 5000/- and in multiples of ₹ 1/- thereafter.

Entry Load: NA

Exit Load: For Exits within 90 days from date of allotment of units: 0.50%; For Exits beyond 90 days from date of allotment of units: NIL.

SIP/Top Up SIP/STP/SWP: Available. SIP: Monthly and Quarterly: 5 installments of ₹ 1000/- each and in multiples of ₹ 1/- thereafter. Top Up SIP: Monthly/Quarterly: ₹ 100/- each and in multiples of ₹ 1/- thereafter. STP: Daily/Weekly/Monthly/Quarterly: 5 installments of ₹ 1000/- each and in multiples of ₹ 1/- thereafter. SWP (Monthly and Quarterly): 5 (five) installments of ₹ 1000/- each and in multiples of ₹ 1/- thereafter. (Application Amount/Additional Purchase/Redemption Amount/SIP/Top Up SIP/STP/SWP values are applicable from January 08, 2021)

Investment Process of the Underlying Fund

Idea Generation
Global Universe 5000

Focused Analysis
Research Focus 300

Portfolio Construction

Disciplined Risk Management

Analyst Coverage

- Global sector analysis
- Dedicated emerging markets analysis.

Screening

- >\$1 billion market cap
- Strong long-term EPS growth
- Positive earnings revisions
- Strong/accelerate revenue Growth
- High/improving ROE, ROIC

Fundamental Research

- Look for sustainable competitive advantage
- Seek to capture inflection point in growth rate
- Favour quality management agnostic about sources of growth

Global Equity Opportunities portfolio

35-45 Holdings

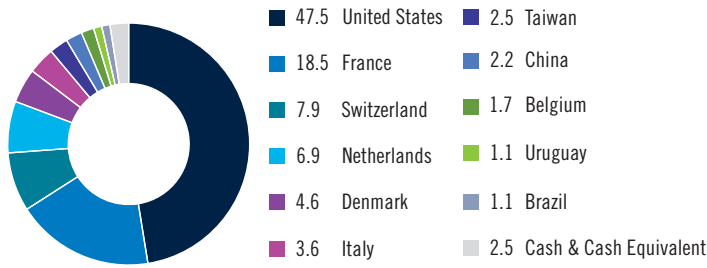
Risk Management

- Monitor risk exposures
- Gauge active positions in absolute and relative terms by company/sector correlations and factor exposures.

Sell Discipline

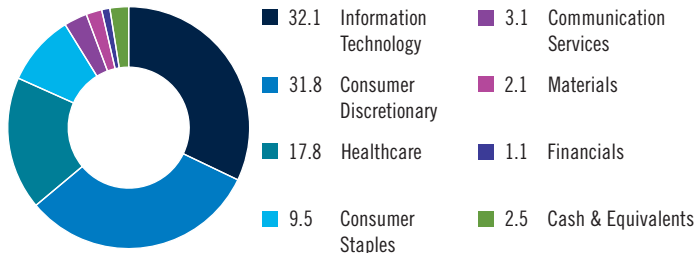
- Target price achieved
- Unfavourable change in fundamentals
- Increased portfolio volatility
- More attractive candidate

COUNTRY BREAKDOWN (% OF ASSETS) OF UNDERLYING FUND



as on 30th June, 2022

SECTOR BREAKDOWN (% OF ASSETS) OF UNDERLYING FUND



as on 30th June, 2022

Asset Allocation of PGIM India Global Equity Opportunities Fund:

| Investments | Indicative Allocation (% of Assets) | | |
|--|-------------------------------------|------|----------------|
| | Min | Max | |
| Units/Securities issued by Overseas mutual funds or unit trusts@ | 95% | 100% | Medium to High |
| Debt Instruments* including Government Securities, Corporate Debt, Money Market Instruments, (including cash and units of mutual funds). | 0% | 5% | Low to High |

@The scheme shall initially invest predominantly in the units of PGIM Jennison Global Equity Opportunities Fund, domiciled in Ireland or similar mutual funds at the discretion of the Investment Manager. Similar mutual funds shall mean a scheme, having an investment objective, strategy & risk profile similar to the stated underlying fund. *Investment in Securitised debt would be up to a maximum of 5% of the net assets of the Scheme. The scheme will not engage in scrip lending.

About Us

PGIM India Mutual Fund is a wholly owned business of PGIM, the global investment management business of the US based Prudential Financial, Inc. (PFI). PGIM India Asset Management is the full service investment manager of PGIM India Mutual Fund, offering a broad range of equity and fixed income solutions to retail and institutional investors throughout the country. We manage 22 open-ended funds operated by 16 investment professionals. In addition to managing our investors assets through domestic Mutual Funds, we also offer Offshore Funds and Portfolio Management Services. The fund house leverages the strength and stability of PGIM's 140-year legacy to build on its decade long history in India. Headquartered in Mumbai, PGIM India Mutual Fund has a presence in 27 cities across the country. PGIM India Mutual Fund brings a rich blend of global resources, intellectual acumen and local investment expertise and is committed to designing superior and meaningful, wealth building solutions for our investors. PGIM India provides unique training and educational programs for building exceptional capabilities and best business practices for its business associates.

Connect with us on:



www.pgimindiamf.com

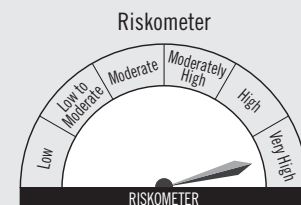


1800 2667 446

This product is suitable for investors who are seeking*:

- Capital growth over a long term
- Investment in units of overseas mutual funds that invest in equity securities of companies around the world in the early stage of acceleration in their growth
- Degree of risk – VERY HIGH

* Investors should consult their financial advisors if in doubt about whether the product is suitable for them.



Investors understand that their principal will be at very high risk

Investors will bear the recurring expenses of the scheme, in addition to the expenses of the underlying scheme.

The Information contained herein is provided by PGIM India Asset Management Private Limited (the AMC) on the basis of publicly available information, internally developed data and other third party sources believed to be reliable. However, the AMC cannot guarantee the accuracy of such information, assure its completeness, or warrant that such information will not be changed. The information contained herein is current as of the date of issuance* (or such earlier date as referenced herein) and is subject to change without notice. The AMC has no obligation to update any or all of such information; nor does the AMC make any express or implied warranties or representation as to its completeness or accuracy. **There can be no assurances that any forecast made herein will be actually realized.** These materials do not take into account individual investor's objectives, needs or circumstances or the suitability of any securities, financial instruments or investment strategies described herein for particular investor. Hence, each investor is advised to consult his or her own professional investment / tax advisor / consultant for advice in this regard. The information contained herein is provided on the basis of and subject to the explanation, caveats and warnings set out elsewhere herein. These materials are not intended for distribution to or use by any person in any jurisdiction where such distribution would be contrary to local law or regulation. Distribution of these materials to any person other than the person to whom it was originally delivered and to such person's advisers is unauthorized, and any reproduction of these materials, in whole or in part without the prior consent of the AMC, is prohibited. The views of the Fund Manager should not be construed as an advice and investors must make their own investment decisions regarding investments / disinvestments in securities market and/or suitability on the basis of their specific investment objectives and financial positions and using independent advisors as they believe necessary.

©2022 Prudential Financial, Inc. (PFI) and its related entities. PGIM, the PGIM logo, and the Rock symbol are service marks of Prudential Financial, Inc., and its related entities, registered in many jurisdictions worldwide.

Mutual Fund Investments are subject to market risks, read all scheme related documents carefully.